

SALKA OFFICE FURNITURE



- Logo
- Website
- Business Card
- Brochure
- Letterhead
- Envelopes



194 Research Parkway
Meriden, CT 06450



194 Research Parkway
Meriden, CT 06450



Michelle Horan
President
michelle@salkaoffice.com
Tel: 203-237-9082
Fax: 203-237-0786
CT Toll Free: 800-232-9082
194 Research Parkway
Meriden, CT 06450
www.salkaoffice.com

194 Research Parkway
Meriden, CT 06450
Tel: 203-237-9082
CT Toll Free: 800-232-9082
Fax: 203-237-0786
contact@salkaoffice.com

194 Research Parkway, Meriden, CT 06450 Tel: 203-237-9082 Fax: 203-237-0786 CT Toll Free: 800-232-9082 www.salkaoffice.com

[home](#) [about us](#) [our services](#) [testimonials](#) [employment](#) [our brands](#) [contact us](#) [blog](#)

■ [new products](#) ■ [education](#) ■ [health care](#) ■ [state contract & GSA](#)
■ [pre-owned furniture](#) ■ [Managers Specials](#) ■ [fun & funky](#)



Solutions for All Your Office Needs

Salka Office Furniture has been in business for over 45 years. We are a State of Connecticut certified WBE (woman owned business), that has excelled by providing service that is unsurpassed in the Connecticut marketplace. Our team of professional, well trained, courteous furniture specialists can help you in the product selection, pricing, and coordination of the delivery and installation of any size office furniture project.

[Click here to learn about our Spring Clearance Sale.](#)

Education

Classroom furniture is the building block of a quality learning environment. Seating must be durable and...

[read more >>](#)

Health Care

Your facility provides the healthcare - Salka Office Furniture can provide the furniture solutions to enhance your...

[read more >>](#)

State Contract & GSA

Salka Office Furniture is a State of Connecticut certified Minority and Woman Owned Business Enterprise...

[read more >>](#)

[home](#) | [about us](#) | [our services](#) | [testimonials](#) | [employment](#) | [our brands](#) | [contact us](#) | [blog](#)

Copyright ©2011, Salka Office Furniture - All rights reserved.

CT Web Design by ImageWorks, LLC



Office furniture for any size business, specializing in the following industries:

Healthcare

Education

Government

and more...



Build it Better.
www.kellyfradet.com



- Logo
- Website
- Newspaper
- Brochure
- Television

The feeling of home shouldn't stop at the door.

With Trex® outdoor living products, you can take all the comforts of your home and bring them outside. Our low-maintenance decking, railing and trim offer a natural beauty and inviting style that no other brand can match. So go ahead. Start building the backyard of your dreams today, at trex.com.

Trex



5/4" x 6" Trex Accents decking, Winchester Grey or Saddle. Wood grain one side, smooth on the other. \$28.30 - 12 ft, \$37.76 - 16 ft, \$47.20 - 20 ft.



5/4" x 6" Trex Brasilia decking, Burnished Amber or Cayenne. Exotic look of tropical hardwoods. \$31.20 - 12 ft, \$41.60 - 16 ft, \$52.00 - 20 ft.

Quick, convenient deliveries are made by our own drivers. We take pride in getting the product to you ON TIME!



We stock and can special order a wide variety of deck accessories including handrail, post caps, stair stringers, lattice, deck screws, TREX lumber, deck stain, stair stringers, concrete, builders tubes and more!



KELLY-FRADET LUMBER
Build it Better.
www.kellyfradet.com

92 Prospect Street
Suffield, CT 06080
Tel. 860.745.5331
Fax. 860.745.5321

425 Hazard Avenue
Suffield, CT 06080
Tel. 860.749.8221
Fax. 860.749.8228

99 West Road
Ellington, CT 06029
Tel. 860.875.8313
Fax. 860.875.7479

587 North Main Street
Longmeadow, MA 01128
Tel. 413.785.1388
Fax. 413.733.8884

WE DELIVER

Imagine yourself sinking into these peaceful surroundings...

After a hectic week of work, traffic and soccer games, you've earned some time to yourself. We can help create a perfect serenity in your new master bathroom from Merillat.

Contact one of our designers today!

Merillat

KELLY-FRADET LUMBER

Visit our Kelly-Fradet Online Product Guide!
Learn more about our extensive resource of up to date product information on all the special order products available from Kelly-Fradet Lumber.

Home | New Products | Services | Store Locations | Employment | Contact Us | Quote Me | About Us | Dictionary | Site Map

Shop our in-stock Departments Listed Here

Search for Stock Items

- Doors
- Hardware
- Insulation
- Kitchen & Bath
- Lawn & Garden
- Lumber
- Masonry
- Mouldings
- Paint
- Plywood
- Roofing
- Store Services
- Tools
- Vents & Roof Edgings
- Wallboard
- Windows
- New Products

Andersen Windows & Doors

400 Series Woodwright® Double-Hung Insert Window

- Custom sizing
- Keep your existing frame and trim
- Classic traditional style
- Fine milling detail
- Rich natural wood interior
- Attractive low-maintenance exteriors
- Fast installation and minimal disruption

[learn more...](#)

ATTENTION CONTRACTORS!
Seminars on all the new products available from Andersen and KML. May 15, 2006. [learn more...](#)

Computer sizing for Joists & Beams. We provide calculations and layouts for our stock h/ls and i-joists. [learn more...](#)

Using the right deck screw for your Trex Decking. [learn more...](#)

Andersen introduces the New KMLseries Entry Doors. [learn more...](#)

Merillat expands with 4 new door styles. [learn more...](#)

New Delivery Truck for quick, large deliveries. [learn more...](#)

Log in:
user name:
password:
[See the benefits of a FREE registered user account](#)

[Save or Print Materials List](#)

[Purchase/Checkout](#)

Total pre-tax: \$

Materials List

[Delete Materials List](#)

Home | New Products | Services | Store Locations | Employment | Contact Us | Quote Me | About Us | Site Map
Copyright © 2006 Kelly-Fradet Lumber. All rights reserved.

Powered by ImageWorks, LLC



BRADLEY
FamilyDay
Incorporated

- Logo
- Poster
- Sell Sheet
- Brochure
- Postcard

Space & Aviation Day
at Bradley International Airport August 14, 2010, 9 a.m. - 4 p.m.

Bradley Family Day supports The Hole in the Wall Gang Camp

About the Camp

Off the beaten path in northeastern Connecticut is a dirt road framed by dense woods and accessed by a passageway through rough-hewn boulders reminiscent of a Wild West hideaway. Founded by Paul Newman in 1988 and named for the secret, outlaw hide-out from his film *Buch Cassidy* and the *Sundance Kid*, The Hole in the Wall Gang Camp has been serving seriously ill children with a remarkably empowering away experience for more than twenty years.

Here, children diagnosed with cancer, sickle cell anemia, HIV/AIDS, hemophilia and other serious and life-threatening conditions enjoy more activities than they or their parents ever thought possible. Activities include archery, mini golf, swimming, boating, fishing, horseback riding, arts and crafts, sports, theater and camping. All are designed to include every child and ensure that no child will be left out. A zero-entry pool provides water fun for all campers, regardless of any mobility challenges they may have. A special warming room or "French fryer" allows children with sickle cell anemia to enjoy swimming - may for the first time in their young lives. An exceptional tree house, mini golf course and multiple trails are specially designed to be wheelchair accessible, ensuring an inclusive experience for all youngsters.

Safety, Respect and Love guide every moment of this haven for seriously ill youngsters. In the words of one young camper, "I love it here. Sometimes you think being so sick gives you limits, but the Camp helps you try anything!"

The Hole in the Wall Gang Camp provides year-round programming, offering an outstanding summer camp experience for more than 1,000 seriously ill children, as well as 24 weekend programs from fall through spring for approximately 2,000 campers, along with their families and caregivers. The Camp's year-round Hospital Outreach Program brings the hospital and playful spirit of Camp to seriously ill hospitalized children, providing services to more than 12,000 children in hospitals from New York to Boston each year. Altogether, the Camp serves more than 15,000 children annually. Best of all - all of the Camp's services are free of charge, thanks to the generosity of many caring friends and supporters.

Space & Aviation Day is planned and around Bradley Int'l Airport. Each year, it's a celebration and event sponsored by...

SPACE & AVIATION DAY
SATURDAY AUGUST 14, 2010 **FREE**
Gates open at 9:00 am Rain or Shine
at Bradley International Airport
Follow signs from Rt. 75 and Rt. 20

Three Exciting Venues:

- CT Air National Guard
- New England Air Museum
- CT Fire Academy

5K Space Race starts at 8:00 am
A benefit for the Hole in the Wall Gang Camp

Presenting Sponsor **Pratt & Whitney**
www.spaceandaviationday.org

SPACE AND AVIATION DAY
www.spaceandaviationday.org
at Bradley International Airport
July 12, 2008
Gates open at 9am

Three exciting venues:
CT Air National Guard
New England Air Museum
CT Fire Academy

A benefit for the Hole in the Wall Gang Camp



Bradley Family Day

Bradley Family Day, Inc. was founded in 1999 as a fundraising partnership of public agencies and private businesses based in and around Bradley International Airport. All monies raised by the organization were to benefit The Hole in the Wall Gang Camp. The first event, Bradley Family Day, featured an aviation-themed open house held at three airport venues. Over the past several years, Bradley Family Day, Inc. has expanded its membership to include corporations beyond the airport community. Additional events have been added to the committee's fundraising efforts including a Kick-Off Breakfast and the Not-So-Snoozy, Beer, Wine and Cheese Tasting Adventure. Since its inception, Bradley Family Day, Inc. has donated nearly \$500,000 to The Hole in the Wall Gang Camp.

Bradley Family Day Events

Kick-Off Breakfast
..... is hosted by the Sheraton serves up a buffet like no other a guest speaker and a short presentation. The Hole in the Wall Gang Camp off the Breakfast which typically includes weekend giveaways and...

Space & Aviation Day
..... a free event typically held in July. Space & Aviation Day is held at the airport venues, the Air National Guard, the New England Air Museum, and the CT Fire Academy and attracts 3,000 Connecticut and western Mass. showcases aviation, flight and a wide range of aircraft from the country, as well as activities a Police and fire fighting display. Day raises an average of \$50,000 corporate sponsorships, individual program advertising and food. Pratt & Whitney has been the sponsor of Space & Aviation Day. In 2008, a unique 5K race will take place on the actual airfield and land on nearby runway. www.spaceandaviationday.org

The Not-So-Snoozy Beer, Wine and Cheese Tasting Adventure
..... offers guests the chance to sample products from local breweries and makers amid vintage aircraft at the New England Air Museum. The event also includes entertainment, premium beverages and more... what's not to like?

The Hole in the Wall Gang Camp

Since opening its doors in 1988, The Hole in the Wall Gang Camp has provided a life-affirming summer camping experience to more than 15,000 seriously ill children between the ages of seven and fifteen. Every summer at The Hole in the Wall Gang Camp, hundreds of children become athletes and actors, painters and poets, swimmers and singers, clowns and canoe-paddlers, naturalists, equestrians and hot air balloonists. It is amazing what these campers accomplish in one week, just the obstacles on a daily basis, for these children are fighting serious illnesses such as cancer, sickle cell anemia, hemophilia. Camp engages children at all levels, allowing them to grow beyond their perceived limits, enhance their self-esteem, and build the inner qualities that will sustain them through the daily challenges of serious illness. All of this occurs under 24-hour medical supervision provided by paid and volunteer physicians and nurses. The cost of sending a child to Camp is \$2,500. All Hole in the Wall Gang programs are offered free of charge to campers and their families. www.holeinthewallgang.org



Bradley Family Day Members

- Carmela Alberti
- Dan Carstens
- Don Dominguez
- Deborah Donahue
- Caroline d'Ottreppe
- Stephanie Duvall
- Al Garvey
- Jeff Heiland
- Susan Lobsinger
- Trish Loughman
- Bert Marten
- Kathy Maznicki
- Terry McCarthy
- Michael Spagnuolo
- Dave Stillwagon
- Byron Turner
- Shawn Whitson
- Pratt & Whitney
- The Airport News
- Delta Global
- The Pandas Shops
- The New England Air Museum
- Pratt & Whitney
- Delta Airlines
- CT ANG
- Enterprise Rent-a-Car
- The Sheraton Bradley
- FAA (retired)
- Travelers
- Continental Airlines
- United Airlines
- ASIG
- CT ANG
- Doubtless Hotel

Soaring to New Heights



- Logo
- Website
- Magazine
- Package Design
- Catalog




WAKELEE
Associates, LLC
NATIONAL CONSTRUCTION CONSULTING & GENERAL CONTRACTING

Corporate Office
27 Legion Drive, Bergenfield, NJ 07621
Phone: (201) 387-7711 Fax: (201) 387-7720

270 Farmington Ave, Suite 325 Farmington, CT 06032
Phone: (860) 269-4991 Fax: (860) 269-4987
www.wakeleellc.com

Clerk of the Works

COST CONTROL, DOCUMENTATION AND VERIFICATION OF WORK PERFORMED ON A TIME & MATERIAL BASIS



"We Control Scope and Cost"

Wakelee's experienced construction clerks provide third party verification and monitoring of emergency services. We assist in controlling the scope and cost of work performed on a time and material basis. We identify the immediate scope of work as it pertains to the loss, establish a protocol with the contractor, set physical and financial boundaries, control the time line, and verify the costs as they are incurred. The goal in clerking is to identify the potential exposure, establish boundaries, then assure that the work is performed within these parameters.

- Immediate
 - Scope determination
 - Establish boundaries
- Identify project
 - Time - cost impact as it relates to the project
 - Impact to project
- Establish
 - Actual scope
 - Establish boundaries
 - Establish time line
- Establish
 - Quantity and quality
 - Quantity and quality
 - Working conditions
 - Construction
- Establish
 - Labor rates
 - Equipment
 - Material / cost
 - Construction

WAKELEE
Associates, LLC
NATIONAL CONSTRUCTION AND RESTORATION CONSULTING
GENERAL CONTRACTING

In an effort to better serve our clients, Wakelee Associates has instituted a new toll free number for your convenience.

Now Call us Toll Free at 1-855-Wakelee (1-855-925-3533)

Thank you for your support.
Your friends at Wakelee Associates.

Building and Restoration Consultants

- Estimating and Loss Control
- Dispute Resolution
- Litigation Support
- Liability Claims
- Job site Monitoring/Clerking
- Invoice Review/Audit

Corporate Office
27 Legion Drive, Bergenfield, NJ 07621
Phone: (201) 387-7711 Fax: (201) 387-7720

270 Farmington Ave, Suite 325 Farmington, CT 06032
Phone: (860) 269-4991 Fax: (860) 269-4987
www.wakeleellc.com

- Website
- Sell Sheets
- Brochure
- Trade Show Banner



WAKELEE
Associates, LLC
NATIONAL CONSTRUCTION CONSULTING
& GENERAL CONTRACTING

OUR SERVICES

- Estimating and Loss Control
- Job Site Monitoring
- Dispute Resolution
- Litigation Support
- Builder Risk Claims
- LEED AP



201.387.7711
www.wakeleellc.com

WAKELEE
Associates, LLC

Corporate office
201-387-7711 860-269-4991
27 Legion Drive 270 Farmington Ave, Suite 325
Bergenfield, NJ 07621 Farmington, CT 06032

home about us projects our services technical tips contact us

National Construction Consulting & General Contracting

We provide accurate and reliable cost and time analysis of commercial, industrial and residential property damage due to fire, water, earthquakes, floods, hurricanes and other disasters. We service property casualty providers throughout the United States.

• Estimating & Loss Control • Job Site Monitoring • Dispute Resolution



• home • about us • projects • our services

Corporate Office Wakelee Associates, LLC, 27 Legion Drive, Farmington, CT 06032
Wakelee Associates, LLC, 270 Farmington Ave, Suite 325
Copyright © 2010 Wakelee Associates, LLC. All rights reserved.

What We Do Best

Providing accurate and reliable cost and time analysis of commercial, industrial and residential property damage is what we do best. Whether the structure is damaged due to fire, water, earthquake, flood, hurricane or natural disaster, Wakelee Associates will assist in the process from start to finish, and will get it right, the first time.


Loss Consultants To The Insurance Industry

Wakelee Associates is dedicated to assisting insurance professionals with resolving claims quickly, accurately and equitably. Our team has worked every major disaster in the U.S. for the last 20 years. Wakelee has extensive experience in construction estimating, dispute resolution, expert testimony and monitoring large projects.

We have many years experience in working with insurance companies to resolve property damage claims.

Services Include:

- Building Repair Estimating
- Critical Path-Time Analysis
- Extended Duration Impact Calculation
- Remediation & Reconstruction
- Building Value Analysis
- Appraisal & Dispute Resolution
- Expert Testimony
- Building Code Impact Evaluation
- Repair & General Contracting
- LEED Accredited Professionals
- Clerk Of The Works



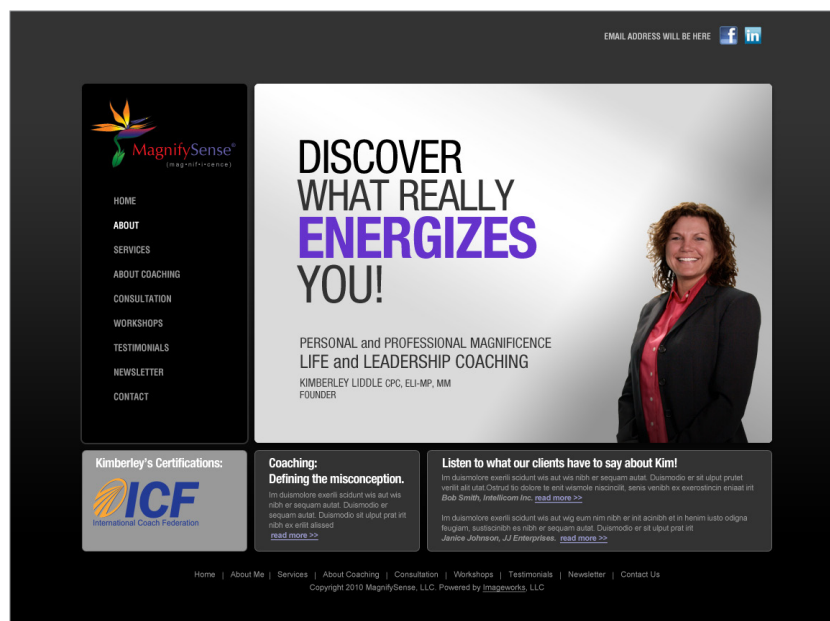
WAKELEE
Associates, LLC

Corporate Office
27 Legion Drive, Bergenfield, NJ 07621
Phone: (201) 387-7711 Fax: (201) 387-7720

270 Farmington Ave, Suite 325 Farmington, CT 06032
Phone: (860) 269-4991 Fax: (860) 269-4987
www.wakeleellc.com



- Logo
- Website
- Business Card
- Brochure
- Photography



About Kim

Kimberly Liddle, the founder of MagnifySense, offers professional coaching services, helping individuals and organizations maximize their personal and professional potential, reach their goals, and achieve excellence. She is passionate about helping others become dynamic leaders and view all challenges as opportunities for growth. She has desire to help others define their success and create magnificence in both their personal and professional lives.

Kimberly has been employed by the same organization for almost 20 years, holding numerous leadership positions with this firm. She has led a team of 750 leaders and associates achieving over \$100 million in sales, been responsible for launching an enhanced customer service program, developed and implemented enhanced operational training, and managed process improvements and Six Sigma project teams.

Currently Kimberly provides individual leadership development coaching to selected leaders. She is responsible for developing leadership and business driving capabilities of teams, developing enhanced leadership and skills training, planning, executing and training company initiatives that support an exceptional customer experience. She also supports the field and district teams with individual learning and development plans of their store teams.

Kimberly holds a Master of Management degree, is certified as a Professional Coach and has earned an Associate Certified Coach accreditation from the International Coach Federation.

Testimonials

"Kim Liddle is an energetic and enthusiastic coach. I found her highly effective in asking the perfect questions to allow me to discover the next steps towards meeting my objectives. Her experience in corporate gives her a crisp competency which she combines with an understanding and encouraging heart. Anyone who takes Kim on as coach will experience the efficacy of her coaching process and benefit!"

Lisa B, Health & Wellness Professional

"Kimberly has provided coaching and mentoring to me on a personal and professional level for several years. Our relationship began with personal coaching and has grown to professional coaching. This transition for Kimberly was effortless – she was able to help me clarify what skill sets and strong points carried over from my personal successes to my professional successes. She encourages me to examine and refine my goals regularly. Her personal and professional integrity are unmatched and shine through in every session we have. Kimberly has helped me to see things from a variety of perspectives. Her skill as a coach has helped transition my ideas, skills, and dreams into the best possible outcomes. I recommend Kimberly regularly to both colleagues and friends."

Jennifer C, RYT-200 with Yoga Alliance

To discuss your questions regarding coaching or to schedule an appointment, we can be reached by email or phone.

Kimberly Liddle, MM, CPC, ACC
Founder
MagnifySense LLC.

Email: kliddle@magnifysense.com
860-788-3986
www.magnifysense.com

DISCOVER WHAT REALLY ENERGIZES YOU!

Individual and organizational coaching services that help people maximize their personal and professional potential, reach their goals, and achieve excellence.





- Logo
- Business Card
- Brochure
- Letterhead
- Envelopes
- Notecard

